

000759

2024-022



2024 4 25

- " b "

q q

28 --

19

--

í

06 ,

№190 @#040 B^2.2'''3''' ,," @M06



2023 1-3

	2023 1-3		

2

2023

2023 6 30

	2023 6 30		

2023 1-6

	2023 1-6		

2023 1-6

2023 1-6

2023 1-9

2023 1-9

	9,320,086,195.15	122,094,010.15	9,442,180,205.30
	1,115,721,898.71	-86,991,982.23	1,028,729,916.48
	3,073,799,250.44	-86,991,982.23	2,986,807,268.21

2021

	2021		
	-7,088,303.70	-38,542,973.44	-45,631,277.14
	11,468,333.64	-38,542,973.44	-27,074,639.80
	24,609,945.82	-9,635,743.36	14,974,202.46
	-13,141,612.18	-28,907,230.08	-42,048,842.26
	-22,482,683.39	-28,907,230.08	-51,389,913.47

2021

	2021		
	10,347,329,656.99	-40,571,550.99	10,306,758,106.00
	777,927,970.39	40,571,550.99	818,499,521.38

3

2020

2020 12 31

	2020 12 31		
	35,493,921.17	4,076,122.96	39,570,044.13
	21,133,910.78	19,361,584.05	40,495,494.83
	9,557,286,957.60	23,437,707.01	9,580,724,664.61
	2,229,005,246.45	81,522,459.16	2,310,527,705.61
	6,093,103,807.60	81,522,459.16	6,174,626,266.76
	1,171,006,056.40	-58,084,752.15	1,112,921,304.25

3,216,226,808.34	-58,084,752.15	3,158,142,056.19
------------------	----------------	------------------

	2019		
	-1,967,349.80	-21,617,350.34	-23,584,700.14
	80,188,251.77	-21,617,350.34	58,570,901.43
	67,213,989.81	-5,404,337.59	61,809,652.22
	12,974,261.96	-16,213,012.75	-3,238,750.79
	10,196,510.39	-16,213,012.75	-6,016,502.36

2019

2019

Y 2019

	5,640,859.06	18,802,546.79	24,443,405.85
	630,444,650.62	-18,802,546.79	611,642,103.83
	193,149,910.73	-4,700,636.70	188,449,274.03
	437,294,739.89	-14,101,910.09	423,192,829.80
	430,946,836.68	-14,101,910.09	416,844,926.59

2018

	2018		
	13,349,375,934.17	-19,792,154.52	13,329,583,779.65
	1,356,547,848.82	19,792,154.52	1,376,340,003.34

6

2017

2017 12 31

ՀԱՅԱՍՏԱՆԻ ՀԱՆՐԱՊԵՏՈՒԹՅԱՆ ԱՏՎԱԿԱՆ ԲԱՆԿԻ ՍՊԿ

2017 12 31

92,600,365.56 588,315.99 93,188,681.55

ՊԻ ՓՈՍՏՈՐՈՎ

	71,055,014.07	-1,922,977.48	69,132,036.59
	76,136,695.38	-5,768,932.46	70,367,762.92
	67,646,166.44	-5,768,932.46	61,877,233.98

2017

	2017		

7 2016

2016 12 31

	2016 12 31		

2016

	2016		

--	--	--

2016

--	--	--

2016



2

5

6

			147,846,579.86		
				5	
				5	

2

1

1

7

1

1		1
1	2	2
2	3	3
3	4	4
4	5	a "

4

5

37,004.00

6

147,846,579.86

--	--	--

5

6

1

2

1

8

1

9

1

9 ---

2010

2021

1

1

1	1	
1	2	2
2	3	3
3	4	4
4	5	5

2010

2020

1

1

1	1	
1	2	2
2	3	3
3	4	4
4	5	5
5		

2

--	--	--	--	--	--	--

5

6

			4		
1			3-5		

2

1

--	--	--	--

2019

1



3

12

2019 1 1

2019 1 1

9009 55

5

2

6

1					

2

1

3

1

2018

1

1

Q

(%)

(%)

Q

Q

1

24, 287, 674. 38

3

3, 112, 747. 12


4

5

1

2

1



3

1



a

$E \oplus = CO) \cdot i \quad B^S X_{\dots} \dagger EB($
F

1					
2					

2

13, 123, 579. 71

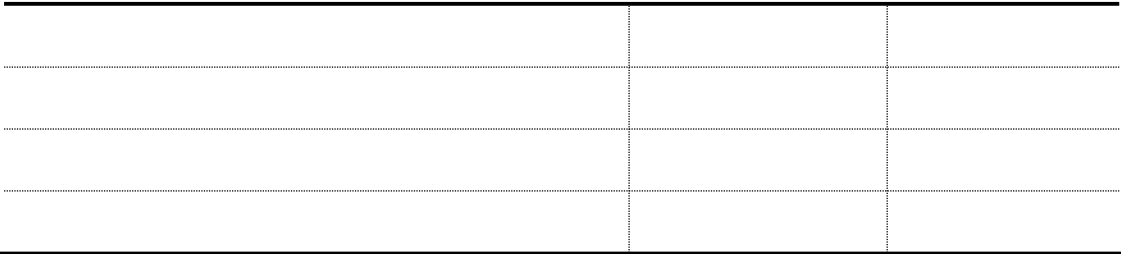
3

4

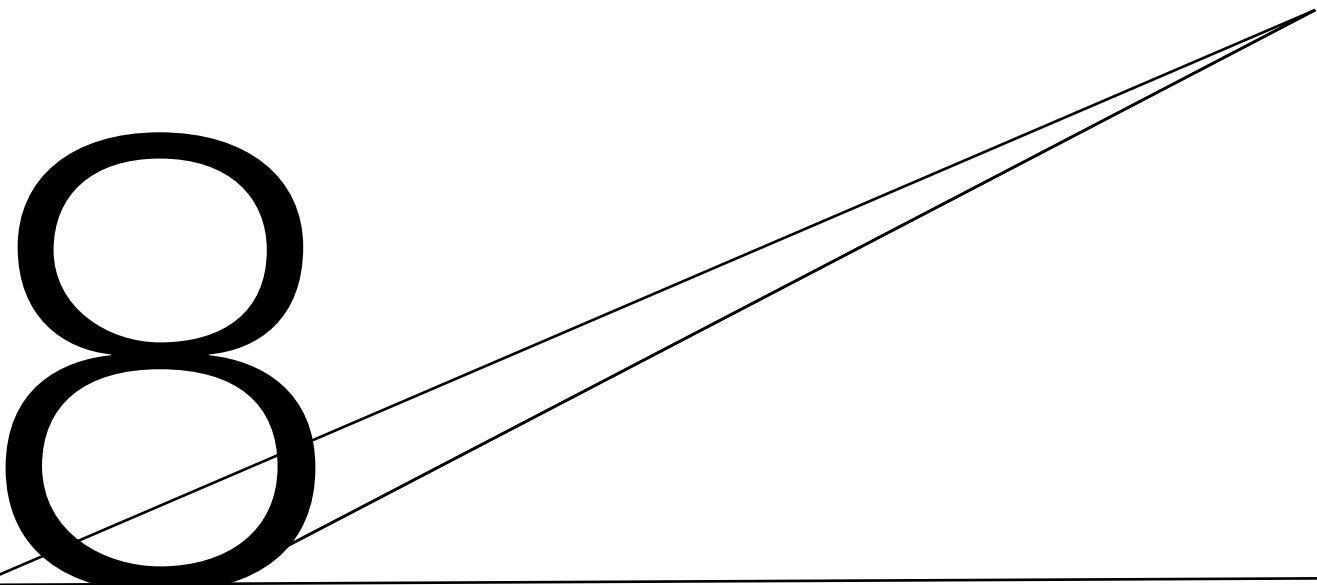


7

1



8



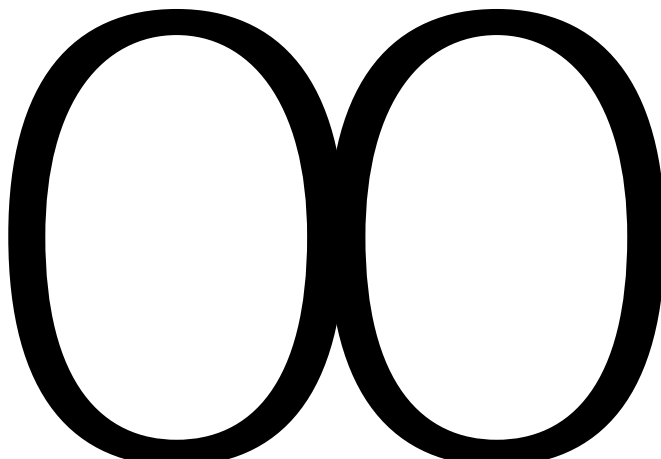
--	--	--	--

2016

1

1

		(%)		(%)
1				



4

a "

1

28 ---

19 ---

28 ---

19

2020

2020 20

- 1.
- 2.
- 3.
- 4.

2024

2024 4 27