
P 9 Tf357.8 696.76 Td()T045D2CAE9D736D14C74.042 694.06 eQ36A28>TJMC 2>BD06 683.32 B

()

01

:

()

01

:

		2016	12	31	2015	12	31
	()20	1,194,311,998.17			380,000,000.00		
	()21	444,773,678.21			503,477,856.18		
	()22	2,003,738,844.98			1,613,204,329.59		
	()23	1,590,358,886.22			1,696,100,202.94		
	()24	10,419,785.77			5,199,581.90		
	()25	160,688,275.85			71,759,505.70		
	()26				2,484,400.00		

£

02

:

2016

2015

:

	2016	2015
	17,566,416,549.67	18,484,733,504.75
()47	65,441,308.66	

		2015									
	:	681,021,500.00	1,076,325,770.05				295,179,892.19		970,657,916.52	23,920,741.77	3,047,105,820.53
	:	681,021,500.00	1,076,325,770.05				295,179,892.19		970,657,916.52	23,920,741.77	3,047,105,820.53
	-		-5,346,776.04				12,210,689.02		-61,081,878.29	-13,934,269.72	-68,152,235.03
			-5,346,776.04						5,610,530.73	-2,261,045.76	3,349,484.97
1.										-11,673,223.96	-17,020,000.00
2.											
3.	-		-5,346,776.04							-11,673,223.96	-17,020,000.00
1.							12,210,689.02		-66,692,409.02		-54,481,720.00
2.							12,210,689.02		-12,210,689.02		
3.	()								-54,481,720.00		-54,481,720.00
4.											

()

		2016	2015
:		17,341,656.61	4,275,814.50
		1,256,809,730.14	68,905,712.75
		1,274,151,386.75	73,181,527.25
		1,416,582.70	232,642.17
		26,657,684.80	21,079,697.97
		9,617,054.09	2,802,329.52
		30,480,124.79	11,999,571.16
		68,171,446.38	36,114,240.82
		1,205,979,940.37	37,067,286.43
		1,194,350,000.00	105,900,000.00

:	2016							
1.	681,021,500.00	1,075,847,225.68				307,390,581.21	389,460,177.12	2,453,719,484.01
2.								
3.	681,021,500.00	1,075,847,225.68				307,390,581.21	389,460,177.12	2,453,719,484.01
-						37,783,431.54	152,250,515.94	190,033,947.48
							188,917,157.71	188,917,157.71
1.								

		2015							
		681,021,500.00	1,075,847,225.68				295,179,892.19	395,099,141.02	2,447,147,758.89
1.									
2.									
3.		681,021,500.00	1,075,847,225.68				295,179,892.19	395,099,141.02	2,447,147,758.89
	-						12,210,689.02	-5,638,963.90	6,571,725.12
								61,053,445.12	61,053,445.12
1.									
2.									
3.	-								
							12,210,689.02	-66,692,409.02	-54,481,720.00
1.							12,210,689.02	-12,210,689.02	
2.									
3.	()							-54,481,720.00	-54,481,720.00
4.									
1.	()								
2.	()								
3.									
4.									
1.									
2.									
		681,021,500.00	1,075,847,225.68				307,390,581.21	389,460,177.12	2,453,719,484.01

2016 12 31

" " " " 1989 8 15

1989 29

1989 11 8

5,008

1997 4 29

1997 149 150

A 4,000

1997 5 19

A

9,008

1998 4 16

1998 31

1997

9,008

10 1.5

10 5

14,863.2

1999 7 16

1999 71

1998

14,863.2

10 3

[1999]84

100

17,566.90

2001 11 28

[2001]104

2000

17,566.9

10 3

(

2.475

3,384.81)

[2001]110

905.16

977.625

20,954.185

3,017.20

3,269.475

14,667.51

2002 1

(2002)020

2006 2

10

1.25

2006 3 28

1,788.283

2,671.332

16,494.57

2006 6 15

2005

2005

		20,954.185		10	6	
			33,526.696			2,861.253
4,274.131		26,391.312				
	(2006)026					
2007	12			[2007]502		2006
		33,526.696	10	2		
		40,036.0922		37,948.3726		8.1405
	2,079.5791		2008	1		
	(2008)007					
2008	5	2007		2007		
		40,036.0922		10	4	
			56,050.529			53,127.7216
	11.3967	2,911.4107				
	(2008)034					
2010	1			[2010]56		2008

4

5

2017 3 28

10

1

1

1 1 12 31

2

3

4

1

101 15

5

1

2016 12

31

2

3

101 17

8

1

2

A

B

C

D

A

B

C

D

A

B

a

b

c

d

e

f

g

h

i

C

a

b

50%

3

A

MB /P <</MCI

9

1	
	5

2

1	
2	

1

1	
---	--

~~SECRET~~

10

1

2

3

4

5

6

11

1



巨潮资讯

www.cninfo.com.cn

中国证监会指定信息披露网站

A

B

a

b

c

d

A

B

C

D

12 --

2

4

13

1

2



B

3

17

4

5

6

7

8

-

19

1

2

21

1

2

A

B

3

22

1

2

A

B

23

1

2

24

1

2

25

26

101 39

1

2

25.28%

3

40.08%

2

1

	9,614,551.59	1,485,976.82
	9,614,551.59	1,485,976.82

2

		(%)		(%)	
	1	74,021,225.26	100.00	9,529,097.41	
	74,021,225.26	100.00	9,529,097.41	12.87	64,492,127.85
	74,021,225.26	100.00	9,529,097.41	12.87	64,492,127.85

					(%)
4	5	5	82,057.50	65,646.00	80
5			5,986,825.41	5,986,825.41	100
			74,021,225.26	9,529,097.41	12.87

					(%)
1		1	67,909,883.32	3,395,494.18	5
1	2	2	177,005.16	14,160.42	8
2	3	3	415,447.36	41,544.74	10
3	4	4	98,644.68	49,322.34	50
4	5	5	4,031,019.00	3,224,815.20	80
5			2,065,806.41	2,065,806.41	100
			74,697,805.93	8,791,143.29	11.77

9

2

768,477.47

3

22,802,898.32

30.81%

1,140,144.92

4

A. 5% 5%

B. 6

4 Ä

		(%)	(%)

1 2

		(%)		(%)	
	5,165,171.46	8.14	5,165,171.46	100.00	0.00
1	58,323,370.91	91.86	10,112,391.22	17.34	48,210,979.69
	58,323,370.91	91.86	10,112,391.22	17.34	48,210,979.69
	63,488,542.37	100.00	15,277,562.68	24.06	48,210,979.69

	5,165,171.46	5,165,171.46	100%
--	--------------	--------------	------

					(%)
1	1		31,032,396.75	1,551,619.83	5
1	2	2	10,556,370.01	844,509.61	8
2	3	3	8,164,720.19	816,472.03	10
3	4	4	3,205,151.00	1,602,575.50	50
4	5	5	337,593.53	270,074.82	80
5			5,027,139.43	5,027,139.43	100
			58,323,370.91	10,112,391.22	17.34

9

2

3,263,021.96

3

				(%)	
--	--	--	--	-----	--

-	2015.06	105,056,397.03	1,619,368.05	40,407,955.31	66,267,809.77	
		105,056,397.03	1,619,368.05	40,407,955.31	66,267,809.77	

B.

-	2012.09	2017.07	8,251.00	76,606,495.96	76,606,495.96	
				76,606,495.96	76,606,495.96	

2

	43,515.31		28,353.08	15,162.23	
	649,459.20	992,878.35	649,459.20		992,878.35
	692,974.51	992,878.35	677,812.28	15,162.23	992,878.35

1

2

992,878.35
992,878.35 2016 677,812.28
2016

3

2,220,684.95

7

	17,550,963.30	18,334,714.12
	26,363,640.87	25,446,353.31

	20,000,000.00	
	63,914,604.17	43,781,067.43

45.99%

					(%)
	50,000.00			50,000.00	0.07
	50,000.00			50,000.00	0.15
	150,000.00			150,000.00	1.10
	5,940,000.00			5,940,000.00	18.00
		500,000.00		500,000.00	5.00
-		52,000,000.00		52,000,000.00	5.00
	6,340,000.00	52,500,000.00		58,840,000.00	

	5,940,000.00			5,940,000.00	
	5,940,000.00			5,940,000.00	

1 2016

2

SPV

" - " " "

10.40

5%

2016 12

5,200.00

5%

2

65,125.00%

9

	20,781,708.48		20,781,708.48	20,940,763.20		20,940,763.20
	25,075,000.00					

								25,075,000.00
								31,250,600.00
	41,200,000.00							
	41,200,000.00		240,945.28			400,000.00		56,325,600.00
	41,200,000.00		240,945.28			400,000.00		56,325,600.00

1.2016 10

"

"

"

" 70%

1.29

4,515.00

1 2016 12

5%

35%

2016 12 31

250.00

1,500.00

2.2016 12

51%

3,252.62 2016 12

49%

--	--	--	--

--	--	--	--	--	--	--	--	--	--

1

-

	8,982,121.57		8,982,121.57	8,982,121.57		8,982,121.57
	-0.00		-0.00	53,132,713.84		53,132,713.84
	941,195.49		941,195.49	1,080,834.35		1,080,834.35
	15,373,442.88		15,373,442.88	66,874,686.96		66,874,686.96

2

						(%)
	53,132,713.84	75,393,487.10	127,875,022.31	651,178.63	-0.00	
	8,982,121.57			0.00	8,982,121.57	

50,510

100.39%

14

1

	11,731,645.98			11,731,645.98
	7,868,587.47			

2 3

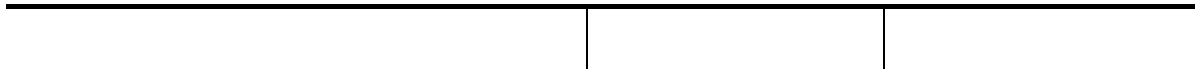
2.

9

16

1

RÍOR"



3

6

22

1

	1,586,841,960.22	1,692,259,562.94
	3,516,926.00	3,840,640.00
	1,590,358,886.22	1,696,100,202.94

2

5% 5%

3

1

23

1

	5,199,581.90	1,460,904,124.05	1,455,683,920.18	10,419,785.77
—		136,561,453.20	136,561,453.20	
		143,863.44	143,863.44	
	5,199,581.90	1,597,609,440.69	1,592,389,236.82	10,419,785.77

2

1	5,150,000.00	1,215,205,598.74	1,210,139,771.75	10,215,826.99
2	-	21,261,608.77	21,261,608.77	-
3	-	158,191,376.29	158,191,376.29	-
	-	142,751,479.34	142,751,479.34	-
	-	4,181,128.97	4,181,128.97	-
	-	11,258,767.98	11,258,767.98	-
4	-	55,772,170.13	55,772,170.13	-
5	49,581.90	10,473,370.12	10,318,993.24	203,958.78
	5,199,581.90	1,460,904,124.05	1,455,683,920.18	10,419,785.77

		2,484,400.00
		2,484,400.00

28

26

	828,774.38	828,460.25
	828,774.38	828,460.25

1

27

1

	87,497,872.68	81,175,063.24
	67,477,830.77	32,667,936.83
	46,991,890.11	
	143,266,854.32	120,698,624.38
	345,234,447.88	234,541,624.45

2

1

3

47.20%

6

28

		500,000,000.00

15	CP001	500,000,000.00	2015	11	6
				1	
		500,000,000.00			500,000,000.00

					60,000		
		2					
2013	7	26			30,000		
	100		5.55%	2013	7	30	
2016					2014	4	9
		30,000			100		6.40%
	4						2014

	()		()
-	4,000,000.00	10	400,000.00

	426,816.58			426,816.58
	426,816.58			426,816.58
	1,070,978,994.01			1,070,978,994.01

33

	147,029,561.32	18,891,715.77		165,921,277.09
	160,361,019.89	18,891,715.77		179,252,735.66
	307,390,581.21	37,783,431.54		345,174,012.75

34

		909,576,038.23	
		909,576,038.23	
		6,466,007.11	
		18,891,715.77	10%
		18,891,715.77	10%
		-	
		878,258,613.80	

1

10%

35

1

	14,377,722,379.27	15,461,522,539.24
	988,624,227.36	939,862,258.12
	12,134,816,791.25	12,985,932,567.81

2

	14,204,233,776.65	11,182,685,151.39	15,269,351,642.31	12,117,580,335.24
	1,119,450,888.21	836,713,442.62	1,232,305,814.97	950,643,520.28
	43,290,203.00	40,407,955.31	84,308,741.00	72,386,640.23
	503,937,211.74	378,813,226.01	491,808,950.18	375,769,190.69
	-504,565,472.97	-303,802,984.08	-676,390,351.10	-530,447,118.63
	15,366,346,606.63	12,134,816,791.25	16,401,384,797.36	12,985,932,567.81

36

	13,857,164.79	47,330,798.79
	9,288,080.73	11,854,605.77
	26,651,371.86	25,434,796.57
	11,636,434.09	11,145,075.01
	6,672,176.90	7,432,031.68
		11,798.17
		4,493,823.08
	23,485,718.68	
	2,305,717.08	
	5,155,422.28	
	90,580.00	
	673,603.05	1,514,051.75
	99,816,269.46	109,216,980.82

37

	1,295,613,753.64	1,096,435,125.35

	475,648,030.31	483,596,212.17
	287,236,167.51	290,497,684.84
	162,820,680.01	167,635,290.76
	150,797,239.97	124,274,261.55
	76,769,371.50	80,404,232.14
	140,250,305.28	188,273,050.96
	4,919,850.01	9,933,680.50
	11,942,332.25	9,894,955.06
	102,841,392.47	120,975,209.15
	87,553,354.54	70,580,050.60
	2,796,392,477.49	2,642,499,753.08

38

	220,593,088.90	293,974,594.91
	59,844,981.11	58,636,765.46
	56,212,002.54	54,643,595.03
	12,030,902.45	14,426,938.42
	3,107,787.01	10,519,016.15
	3,530,256.81	3,953,220.05
	9,461,498.81	6,740,564.99
	4,066,891.36	4,364,969.00
	13,409,374.33	42,766,271.14

39

	63,119,845.56	72,718,035.48
	13,474,853.87	19,132,692.22
	24,181,825.95	30,760,298.57
	73,826,817.64	84,345,641.83

40

	4,031,499.43	913,184.46
	992,878.35	692,974.51
	2,861,766.55	
	7,886,144.33	1,606,158.97

390.99%

41

	240,945.28	911,241.78
-	51,855,405.08	
		3,000,000.00
	2,392,518.64	36,054.79
-		67,200,000.00
	54,488,869.00	71,147,296.57

42

1

	315,938,601.05	79,456.62	315,938,601.05

	315,938,601.05	79,456.62	315,938,601.05
	21,404,420.90	23,871,199.36	21,404,420

	55,459,644.28	49,849,130.30

2

		64,336,777.23
		16,084,194.31
		-5,306,698.73
		6,914,830.59
		-11,513,036.89
		49,280,355.00
		55,459,644.28

45

1

	6,466,007.11	5,610,530.73
	681,021,500.00	681,021,500.00
/	0.01	0.01

	681,021,500.00	681,021,500.00

46

1

	65,441,308.66	51,111,885.28
	49,633,028.28	22,911,199.36
	13,474,853.87	19,132,692.22

2

	1,409,687,814.57	1,492,845,325.86
	493,307,535.55	499,677,015.90
	305,095,723.73	306,077,564.75
	102,841,392.47	120,975,209.15

	51,232,916.26	
()	51,232,916.26	
5		
	66,061,460.89	51,232,916.26
()	66,061,460.89	51,232,916.26

47

1

	90,933,249.22	96,767,038.35
	893,493,385.89	667,790,566.95
	258,135,011.22	118,434,648.62
	20,000,000.00	
	20,000,000.00	
	1,262,561,646.33	882,992,253.92

2017 4 -6

66,061,460.89

1

2

3

4

	41,925,000.00	32,526,200.00	4,000,000.00
%	65.00	51.00	100.00

	7,214,019.31	20,858,695.88	205,438.44
%	35.00	49.00	-
	18,690,528.07	11,209,954.93	
	22,575,000.00	31,250,600.00	
	3,884,471.93	20,040,645.07	

1.

9

2. 2016

8

1

SPV

100%

2 3

5

1

	2016 4	37,721,300.96	7,721,300.96
	2016 9	177,824,178.75	-2,175,821.25
	2016 7	8,918,054.43	-1,081,945.57
	2016 7	10,015,655.87	15,655.87
	2016 5		0.00
	2016 5	41,715.34	41,715.34

				%	
1				17.70	
2				35.00	
3				49.00	
4				4.60	

2		
	/	/
	118,307,308.48	20,940,763.20
	240,945.28	911,241.78
	240,945.28	911,241.78

4
2016 8
1 " "
SPV 100%
100% 2016 12
2016 12 31

2		
2016 12 31		
417,293,483.65	650,168,042.73	-232,874,559.08

1

1

/

30.81%(30.80%)

3

5


2



1

B

C



1					
				%	%
()			53,089.65	18.07	32.00

2016 12 31 ()
 94,853,195 13.93%
 217,920,851 32%

2

1

3

2

4

" "	20%
" "	
" "	

	45%
	97%
	83%

5

1

/

2016 8 23

"

"

1000

10

10

2.5%

10

6

1

		146,551.31	7,327.57		
		13,393,200.00	669,660.00		
		2,869,900.00	143,495.00		

2

		138,611.46	8,888,625.17
		2,365,230.05	327,488.00
		4.40	350,704.30
		2,094,386.19	
		500,861.16	
		99,750.00	23,874.99
		696,302.98	
		45,771,540.81	
		40,000.00	
		1,160,349.30	
		20,000.00	

1

1

	15,000,000.00
	15,000,000.00

9

1

2

2

3

A 2016

8

1 2016 12

2016 9 30

B 2016

8

1 2016 12

C 2016

1				
	2016			681,021,500
10	0.80			
2				
2017	1			
	5.98	2.41		1.81
			4	3
3				
2017	1		1,500.00	
		9		1
4				
2017	1			
			1,626.31	
5				
2017	1		3.50	2.50
	1.00			

3.57

		(%)		(%)
1	358,635.04	100.00	358,635.04	100.00
	358,635.04	100.00	358,635.04	100.00

		(%)		(%)	
1	24,704,368.95	1.65	5,604,523.95	22.69	19,099,845.00
2	1,464,124,946.91	98.00		0.00	1,464,124,946.91
	1,488,829,315.86	99.65	5,604,523.95	0.38	1,483,224,791.91
	1,493,994,487.32	100.00	10,769,695.41	0.72	1,483,224,791.91

		(%)		(%)	
	5,165,171.46	0.29	5,165,171.46	100.00	
1	4,607,268.95	0.26	4,599,668.95	99.84	7,600.00
2	1,780,813,839.48	99.45		0.00	1,780,813,839.48
	1,785,421,108.43	99.71	4,599,668.95	0.26	1,780,821,439.48
	1,790,586,279.89	100.00	9,764,840.41	0.55	1,780,821,439.48

	5,165,171.46	5,165,171.46	100%	
	5,165,171.46	5,165,171.46		

				(%)
1	1	20,105,100.00	1,005,255.00	5
5		4,599,268.95	4,599,268.95	100
		24,704,368.95	5,604,523.95	22.69

				(%)
1	1	8,000.00	400.00	5
5		4,599,268.95	4,599,268.95	100
		4,607,268.95	4,599,668.95	99.84

9

		1,464,124,946.91	
		1,464,124,946.91	

9

2

1,004,855.00

3

		1,464,124,946.91	1,780,813,839.48
		5,165,171.46	5,165,171.46
		24,704,368.95	4,607,268.95
		1,493,994,487.32	1,790,586,279.89

4

				(%)
		690,115,181.53	2016	46.19

				(%)	
		386,739,317.01	2016	25.89	
		345,028,211.72	2016	23.09	
		42,242,236.65	2016	2.83	
		20,100,000.00	2016	1.35	
	--	1,484,224,946.91	--	99.35	


3

	2,264,990,050.95		2,264,990,050.95	2,022,990,050.95	2,022,990,050.95
	78,002,161.10		78,002,161.10	20,940,763.20	20,940,763.20

	50,044,532.52			50,044,532.52		
	9,300,000.00			9,300,000.00		
	50,000,000.00		50,000,000.00	0.00		
	2,000,000.00			2,000,000.00		
	8,000,000.00		8,000,000.00	0.00		
	10,000,000.00			10,000,000.00		



4



	(%)		
	-7.86	-0.34	-0.34